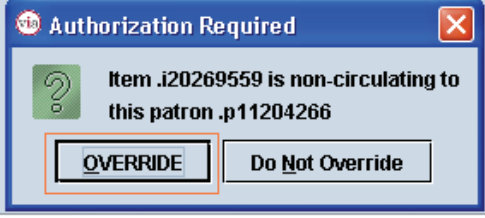
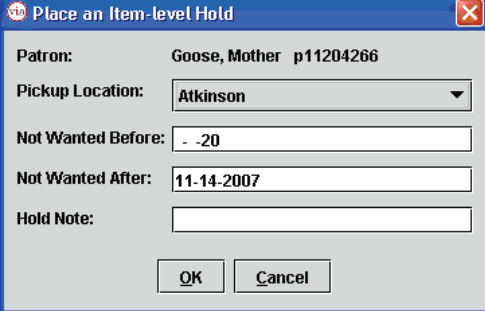

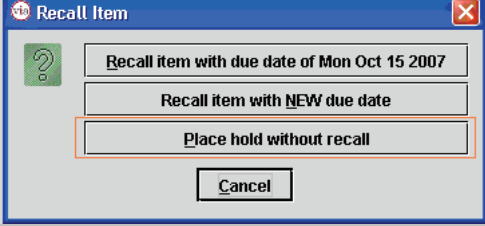


	<p>An <i>Authorization Required</i> dialog window will appear.</p> <p>Click on the OVERRIDE button.</p>																													
<p>Step 8</p>	<p>A Place an Item Level Hold dialog window will open.</p> <p>Click on the Pickup Location drop down arrow and select your library location from the list.</p> <p>Skip the Not Wanted Before and Not Wanted After date fields, unless you wish to modify them.</p> <p>Enter any notes about the hold in the Hold Notes text field.</p>																													
<p>Step 9</p>	<p>Click on the OK button.</p>																													
<p>Step 10</p>	<p>A Recall Item dialog window will open.</p> <p>Click on the Place hold without recall option.</p> <p>The item will be placed on hold for the patron, and the Holds tab now indicates (1) item on hold.</p>																													
<table border="1"> <tr> <td>Check Out (0)</td> <td>Checked-Out Items(0)</td> <td>Holds(1)</td> <td>Fines(\$0.00)</td> <td>Check In (0)</td> </tr> <tr> <td colspan="2">Add Holds</td> <td>Cancel Holds</td> <td>Modify Holds</td> <td>View Cancelled Holds</td> </tr> <tr> <th>All</th> <th>#</th> <th>Barcode</th> <th>Call Num</th> <th>Locat...</th> <th>Title</th> <th>Picku...</th> <th>Not After</th> <th>Status</th> </tr> <tr> <td><input checked="" type="checkbox"/></td> <td>1</td> <td>33168020942...</td> <td>WEL PB</td> <td>1hgc</td> <td>Little Prince Know-It-A...</td> <td>1hg</td> <td>11-14-2...</td> <td>10-15-...</td> </tr> </table>			Check Out (0)	Checked-Out Items(0)	Holds(1)	Fines(\$0.00)	Check In (0)	Add Holds		Cancel Holds	Modify Holds	View Cancelled Holds	All	#	Barcode	Call Num	Locat...	Title	Picku...	Not After	Status	<input checked="" type="checkbox"/>	1	33168020942...	WEL PB	1hgc	Little Prince Know-It-A...	1hg	11-14-2...	10-15-...
Check Out (0)	Checked-Out Items(0)	Holds(1)	Fines(\$0.00)	Check In (0)																										
Add Holds		Cancel Holds	Modify Holds	View Cancelled Holds																										
All	#	Barcode	Call Num	Locat...	Title	Picku...	Not After	Status																						
<input checked="" type="checkbox"/>	1	33168020942...	WEL PB	1hgc	Little Prince Know-It-A...	1hg	11-14-2...	10-15-...																						
<p>When the book is returned</p>																														
<p>Step 1</p>	<p>When the book is checked in the message dialog window below will appear.</p> <p>Click on the Fulfill hold button.</p>	<p>Step 2</p> <p>The next message dialog window asks you to determine whether or not to print a slip to place in the book.</p> <p>Click on your choice of Yes or No.</p>																												
	